

DEVI AHILYA VISHWAVIDYALAYA, INDORE, (M.P.)



SEMESTER WISE SCHEME

AND

SYLLABUS

FOR

BACHELOR OF COMPUTER APPLICATIONS (B.C.A.)

2018-19 Academic Year ONWARDS

A. Anandani
4/5/19

D. D. D. D.

S. Sandil
4/5/19

S. Samb

R. R. R. R.

BCA Second Year Semester Scheme: 2019-20 and Onwards

BCA - III Semester Examination Scheme

Course	Theory Max. Marks		Practical Max. Marks	Max. Marks	Min. Marks
	Internal	External			
BCA 301- Discrete Mathematics	10	40	--	50	04+13
BCA 302 – Data Structure using C	--	50	--	50	17
BCA 303 – Object Oriented Programming using C++	--	50	--	50	17
BCA 304 – Unix Operating System	--	50	--	50	17
BCA 305 – Accounting and Financial Management	10	40	--	50	04+13
BCA 306 – Communication Skills	05	20	--	25	02 + 07
BCA 307 – Practical (Data Structure)	--	--	25	25	09
BCA 308 – Practical (Object Oriented programming using C++)	--	--	25	25	09
BCA 309 – Practical (Unix Operating System)	--	--	25	25	09
Total Marks	25	250	75	--	--
Grand Total	--	--	--	350	--

NOTE:

The examiner shall set one question from each unit. Each question will have three sub parts. The students will attempt any two sub-parts of a question. All questions carry equal marks. The question paper will be a balanced combination of numerical/ conceptual/analytical/ theoretical questions.

BCA Second Year Semester Scheme: 2019-20 and Onwards

BCA IV Semester Examination Scheme

Course	Theory Max. Marks		Practical Max. Marks	Max. Marks	Min. Marks
	Internal	External			
BCA 401- Computer Oriented Numerical Methods (Using "C" Language)	--	50	--	50	17
BCA 402 – Software Engineering	10	40	--	50	04+13
BCA 403 – Database Management System	--	50	--	50	17
BCA 404 – Programming with Java	--	50	--	50	17
BCA 405 – Environmental Awareness and Green Computing	10	40	--	50	04+13
BCA 406 – Entrepreneurship	05	20	--	25	02 + 07
BCA 407 – Practical (Computer Oriented Numerical Methods (Using "C" Language))	--	--	25	25	09
BCA 408 – Practical (Database Management System)	--	--	25	25	09
BCA 409 – Practical (Programming with Java)	--	--	25	25	09
Total Marks	25	250	75	--	--
Grand Total	--	--	--	350	--

NOTE:

The examiner shall set one question from each unit. Each question will have three sub parts. The students will attempt any two sub-parts of a question. All questions carry equal marks. The question paper will be a balanced combination of numerical/ conceptual/analytical/ theoretical questions.

(Signature)

Sandil
9/5/19

Daitali

Smriti
(Signature)

BCA-301: DISCRETE MATHEMATICS

Max. Marks: 40

Min. Marks: 13

COURSE OBJECTIVES: The aim of this course is to enhance mathematical reasoning of students so that they can understand various Discrete Structures and algorithms used in Computer Science. Concepts of Logic, Boolean algebra, Propositions, predicates, set theory and Functions, Combinatorics and Recurrence relations, relational algebra will be studied along with their importance in computer science. Students will study non-linear data structures such as Graph, Tree and also understand the concept of languages and grammar.

COURSE OUTCOMES:

On completion of the course students will

1. develop an understanding about Logic and Boolean algebra.
2. Be able to understand the importance of sets and combinatorics in computer science.
3. be able to categorize function types, differentiate between the terms functions and relations and understand the importance of relations in computer science.
4. develop an understanding about relations and their properties, nary relations and their applications, representing relations, closures of relations, equivalence relations.
5. develop an understanding of the concepts of graph, tree and applications.
6. be acquainted with language theory and will categorize language types.

NOTE:

The examiner shall set one question from each unit. Each question will have three sub parts. The students will attempt any two sub-parts of a question. All questions carry equal marks. The question paper will be a balanced combination of numerical/ conceptual/analytical/ theoretical questions.

UNIT- I

Algebra of logic:

Recall of Statements & Logical Connectives, Tautologies & Contradictions, Logical Equivalence, Propositions, Predicates, Quantifiers: Universal & Existential Quantifiers.

Boolean algebra:

Boolean Algebra and its Properties, De- Morgan's Laws.

UNIT- II

Sets and Functions: Introduction to set theory, set operations: Union, Intersection, Difference, Complement, fuzzy sets.

Mathematical reasoning: Introduction to Methods of proof, mathematical induction. Use of mathematical induction to solve different problems.

UNIT- III

Combinatorics: The basics of counting, The sum rule, The product rule, The Pigeonhole Principle, Permutations with repetitions, Permutations without repetitions, Circular Permutations. Applications of combinations. Applications of Combinatorics to solve Committee problems, word problems, puzzle problems etc. Advanced counting techniques, recurrence relations, solving recurrence relations.

UNIT- IV

Relations: Relation definition , Importance of relations in computer science, Relations and their properties, Unary relations , Binary relations, Ternary relations , n-ary relations and their applications, closures of relations, equivalence relations. Representing relations, composite relation. Operations on relations – union, intersection and join.

UNIT- V

Graph: Graph terminology, types of graph connected graphs, components of graph, Euler graph. Hamiltonian path and circuits, Graph coloring, Chromatic number.

Tree: Definition, types of tree (rooted, binary), properties of trees, binary search tree.

Languages and Grammars: Introduction, Phrase-Structure Grammars, Importance of grammar and language theory in Computer Science,

TEXT BOOK:

Kenneth H. Rosen, "Discrete Mathematics and its Applications", Mc.Graw Hill, 2002.

REFERENCE BOOKS:

1. J.P.Tremblay& R. Manohar, "Discrete Mathematical Structure with Applications to ComputerScience", Mc.Graw Hill, 1975.
2. A text book of Discrete Mathematics by H. K. Pathak and D.C.Agrawal, Shiksha Sahitya Prakashan, Meerut.
3. Seymour Lipschutz, M.Lipson, "Discrete Mathemataics" Tata McGraw Hill, 2005.
4. N. Deo, Graph Theory with Application to Engineering and Computer Sciences, Prentice Hall of India.
5. C.L. Liu, Elements of Discrete Mathematics. Mc Graw-Hill Book Co.

⊗

Sandy
21/5/18

Daitali

Sandy
Pathak

BCA-302: DATA STRUCTURE USING C

Max. Marks: 50

Min. Marks: 17

COURSE OBJECTIVES:

Course objectives are to

- Design and implement various basic and advanced data structures.
- Introduce various techniques for data representation.
- Develop application using data structures.
- Improve the problem solving skills by mapping problem operations to data structure operations

COURSE OUTCOMES:

On completion of the course students will be able to

1. choose appropriate data structure as applied to specified problem definition.
2. handle operations like searching, insertion, deletion, traversing mechanism etc. on various data structures.
3. apply concepts learned in various domains like DBMS, compiler construction etc.
4. use linear and non-linear data structures like stacks, queues, linked list etc.

NOTE:

The examiner shall set one question from each unit. Each question will have three sub parts. The students will attempt any two sub-parts of a question. All questions carry equal marks. The question paper will be a balanced combination of numerical/ conceptual/analytical/ theoretical questions.

UNIT- I

Introduction to Data Structure & Linked List

Types of Data Structure, Arrays representation and address calculation, Strings, Recursion, ADT (Abstract Data type), Concept of Files, Operations with files, types of files. Linked List as an ADT, Linked List Vs. Arrays, and Memory Allocation & De-allocation for a Linked List, Linked List operations, Types of Linked List, Implementation of Linked List, Application of Linked List- polynomial, sparse matrix.

UNIT- II

Stack & Queue

Stack as an ADT, Stack operation, Array Representation of Stack, Link Representation of Stack, Application of stack – Recursion, Polish Notation
The Queue as an ADT, Queue operation, Array Representation of Queue, Linked Representation of Queue, Circular Queue, Priority Queue, & De-queue, Application of Queues – Johnsons Algorithm, Simulation

UNIT- III

Tree

Basic trees concept, Binary tree representation, Binary tree operation, Binary tree traversal, Binary search tree implementation, Thread Binary tree, The Huffman Algorithm, Expression tree, Introduction to Multi-way search tree and its creation (AVL, B-tree, B+ tree)

UNIT- IV

Sorting & Searching

Sorting Concept, Shell Sort, Radix sort, Insertion Sort, Quick Sort, Merge Sort, Heap Sort
List Search, Linear Index Search, Index Sequential Search

UNIT- V

Hashing and Graph

Hash table, Hashed List Search, Hashing Methods, Collision Resolution Techniques, Graph-its type and representation, Graph Traversal: Depth First Search, Breadth First Search, shortest path algorithm (Dijkstra's Algorithm)

TEXT BOOKS:

1. Data Structures A Pseudocode Approach with C, Richard F. Gilberg & Behrouz A. Forouzan, second edition, CENGAGE Learning.
2. Data Structures using C, Reema Thareja, Oxford University press.
3. Introduction to Data Structure and its Applications Jean-Paul Tremblay, P. G. Sorenson

REFERENCE BOOKS:

1. Data Structures Using C & C++, Rajesh K. Shukla, Wiley- India.
2. Data Structures Using C, ISRD Group, Second Edition, Tata McGraw-Hill
3. Data Structure Using C, Balagurusamy
4. C & Data Structures, Prof. P.S. Deshpande, Prof. O.G. Kakde, Dreamtech press.
5. Data Structures, Adapted by: GAV PAI, Schaum's Outlines

Ⓟ

Sandil
4/5/19

Daitali

Smb

Rathore

BCA-303: OBJECT ORIENTED PROGRAMMING USING C++

Max. Marks: 50

Min. Marks: 17

COURSE OBJECTIVES: To introduce the concept of object-oriented programming through C++ and to understand the difference between object oriented programming and procedural programming. Advanced C++ features such as operator overloading, inheritance, polymorphism, templates and exception handling are also introduced. The students will be exposed to usage of appropriate OOP design principles.

COURSE OUTCOMES:

On completion of the course students will be able to

1. Develop an understanding about the basic OOP concepts like abstraction, encapsulation, inheritance and polymorphism and its application in solving real life problems.
2. Develop an understanding about modular programming, functions, and parameter passing within functions through programming.
3. Develop an understanding of the concepts of classes, objects, building and destroying the instances and functions to handle strings.
4. implement data encapsulation, polymorphism and operator overloading
5. implement Inheritance, templates and exception handling.

NOTE:

The examiner shall set one question from each unit. Each question will have three sub parts. The students will attempt any two sub-parts of a question. All questions carry equal marks. The question paper will be a balanced combination of numerical/ conceptual/analytical/ theoretical questions.

UNIT- I

Introduction: OOP languages, characteristics of OOP languages, application of OOP, OOP paradigm. C++ concepts: object, class, data abstraction, data encapsulation, inheritance, and polymorphism.

Static and dynamic binding, message passing, benefits and disadvantage of OOP.

UNIT- II

C++ programming basics, Tokens, expressions and control structures.

Functions in C++: main () function, function prototyping, Call by Value, Call by Reference, Returning by Reference, Inline functions, default arguments, const arguments, variables and storage classes, function overloading, Friend functions, Virtual functions.

UNIT- III

Classes and Objects: Defining a Class, Defining Member Functions (Inside and outside class definition), Constructors and Destructors, Parameterized constructors, constructors with default arguments, copy constructor, dynamic constructor, Private member functions, arrays within the class, static data members and functions, arrays of objects, objects as function arguments, returning objects from functions. String handling functions.

UNIT- IV

Data encapsulation, Polymorphism, Operator overloading: overloading unary operators, overloading binary operators.

UNIT- V

Inheritance, reusability of code through inheritance, type of inheritance: Single inheritance, multilevel inheritance, multiple inheritance, hierarchical inheritance, hybrid inheritance, virtual base classes, Abstract classes, constructors in derived classes, nesting of classes, Pointers, Virtual functions, Pure virtual functions, Templates and Exception handling.

Practical

Note: As per the syllabus and under guidance of respective faculty every student has to perform minimum 25 lab. exercises.


TEXT BOOK:

Object Oriented Programming with C++ by Balaguruswamy, TMH Publishing.

REFERENCE BOOKS:


1. Object Oriented Programming in C++, 3rd Edition, R. Lafore, Galigotia Publications Pvt ltd.
2. The Complete Reference, 4th Edition, Herbert Schildt, TMH.
3. C++ Primer, 3rd Edition, S.B.Lippman and J.Lajoie, Pearson Education.
4. The C++ Programming Language, 3rd Edition, B.Stroutstrup, Pearson Education.
5. OOP in C++, 3rd Edition, T.Gaddis, J.Walters and G.Muganda, Wiley DreamTech Press.
6. Computer Science, A Structured Programming Approach Using C++, B.A.Forouzan and R.F.Gilberg, Thomson




4/5/19







BCA-304: UNIX OPERATING SYSTEM

Max. Marks: 50

Min. Marks: 17

COURSE OBJECTIVES: To understand the fundamental design of Unix Operating System and to become familiar with the various commands used for file handling, general utility, filters, scheduling and system administration. The students will be familiarized with the shell programming.

COURSE OUTCOMES:

On completion of the course students will be able to

1. Understand the basics of Unix operating system and its features and some general utility commands.
2. Learn about the command shell, create own commands by combining commands, use pipes and redirection, set and manipulate ownership and permissions of files and directories.
3. Extract information using simple and advanced filters, and shell process.
4. Learn communication and scheduling of jobs, Unix editor, and the shell script.
5. Understand UNIX system administration.

NOTE:

The examiner shall set one question from each unit. Each question will have three sub parts. The students will attempt any two sub-parts of a question. All questions carry equal marks. The question paper will be a balanced combination of numerical/ conceptual/analytical/ theoretical questions.

UNIT- I

Unix operating system, background, philosophy, help facility, The file system, structure of file system, Basic Commands related to file system: pwd, cd, mkdir, rmdir, ls, cp, rm, mv, cat. General utility commands: banner, cal, date, who, who am i, echo, printf, bc, who, uname, tty, stty, passwd.

UNIT- II

Utilities: more, od, file, wc, cmp, comm, diff, tar commands. I/O redirection. The Bourne shell: sh preceding a command by its own combining commands, pattern matching, echo, pipes, tees, shell variables and shell scripts. Basic file attributes, chmod command.

UNIT- III

Simple filters: pr, head, tail, cut, paste, sort, uniq, nl commands. Advanced filters: grep, egrep, fgrep, tr, join, sed, awk, filtering. The process: shell process, parent and children process status, system processes, multiple jobs, foreground and background, wait commands, pre mature termination of process, job execution with low priority, multiple jobs in foreground, shell layers, timing processes.

UNIT- IV

Communication and scheduling, address all users, delay Execution of jobs-later, periodically. Introduction to vi editor, Programming with shell: system variable, profile, conditional execution, script termination, Conditional and loop control statements, set and shift statement.

UNIT- V

System Administration: installing hardware and software, super user, security, user services, management operation, files system, administration backups.

TEXT BOOKS

1. Sumitabha Das, "Unix : Concepts and Applications", Third Edition, 2006, Tata Mc-Graw Hill

REFERENCE BOOKS:

1. ISRD Group, Basics of OS, UNIX and SHELL Programming, TMH (2006)
2. A User Guide to Unix System", Thomas Rebecca yate, Second Edition, 2002, Tata McGraw Hill.
3. Stephen Prata "Advanced Unix -A programmer's Guide".



Sandil
9/5/19

Daitali

Somb

Rathore

BCA-305: ACCOUNTING AND FINANCIAL MANAGEMENT

Max. Marks: 40

Min. Marks: 13

COURSE OBJECTIVES: To introduce the concept of Accounting and financial management. The student shall be introduced with the accounting standards, book keeping and preparation of journal, ledger and trial balance and other accounting related statements. Students will be introduced with accounting through software.

COURSE OUTCOMES:

On completion of the course students will be able to

1. Understand basics of accounting, conventions, develop conceptual framework and recording of transactions in the book of accounts
2. Record the transactions in bank reconciliation statement and record transactions through one journal.
3. Understand the meaning of depreciation and need for charging depreciation, preparing the final accounts, and company's financial statement as per the Company's act.
4. Conceptualize Ratios and its need in decision making, cash flow statement and its utility to business as a technique of financial analysis.

NOTE:

The examiner shall set one question from each unit. Each question will have three sub parts. The students will attempt any two sub-parts of a question. All questions carry equal marks. The question paper will be a balanced combination of numerical/ conceptual/analytical/ theoretical questions.

UNIT- I

Introduction: Financial Accounting-definition and Scope, objectives of Financial Accounting, Accounting v/s Book Keeping Terms used in accounting, users of accounting information and limitations of Financial Accounting.

Conceptual Frame work: Accounting Concepts, Principles and Conventions, Accounting Standards concept, objectives, benefits, brief review of Accounting Standards in India, Accounting Policies, Accounting as a measurement discipline, valuation Principles, accounting estimates.

Recording of transactions: Journal, Ledger and Trial balance based on double entry book keeping.

UNIT- II

Subsidiary Books: Need, uses and types, Cash Book, Bank Reconciliation Statement.

UNIT- III

Depreciation: Meaning, need & importance of depreciation, methods of charging depreciation. (WDV & SLM).

Preparation of final accounts: Preparation of Trading Account, Profit & Loss Account, and Balance Sheet of sole proprietary business.

Introduction to Company Final Accounts: Important provisions of Companies Act, 1956 in respect of preparation of Final Accounts. Understanding of final accounts of a Company.

UNIT- IV

Cash flow statement (as per accounting standard), Analysis of Financial Statement-Financial ratio.

UNIT- V

Computerized Accounting: Computers and Financial application, Accounting Software packages. An overview of computerized accounting system - Salient features and significance, Concept of grouping of accounts, Codification of accounts, Maintaining the hierarchy of ledger. Generating Accounting Reports.

Note: Practical's are to be conducted using any Accounting Software for UNIT V.

TEXT BOOK:

1. Fundamentals of Accounting & Financial Analysis: By Anil Chowdhry (Pearson Education)

REFERENCE BOOKS:

1. Financial Accounting: By Jane Reimers (Pearson Education)
2. Accounting Made Easy: By Rajesh Agarwal & R Srinivasan (Tata McGraw -Hill)
3. Financial Accounting for Management: By Amrish Gupta (Pearson Education)
4. Financial Accounting for Management: By Dr. S. N. Maheshwari (Vikas Publishing House)

Sandip
21/5/19

Daitali

Smb

Rajesh

BCA -306: COMMUNICATION SKILLS

Max. Marks: 20

Min. Marks: 07

COURSE OBJECTIVES: The course aims to develop and enhance the communicative competence of the students. The focus is on the skills of writing, listening, and verbal communication. The students will be exposed to various forms of personal and professional communication that will be required in effective communication. Communication skills subject will help a student in developing confidence, smartness and outward skills.

COURSE OUTCOMES

On completion of the course students will be able to

1. Understand the role of communication in personal & professional success. The student must be able to effectively communicate in written and oral communication and to become a good listener.
2. Develop interpersonal communication skills develop awareness of appropriate communication strategies.
3. Build up the confidence to appear for group discussion and interviews and resent technical material orally with confidence and poise. Prepare and present talks effectively
4. Build up effective written communication skills. Prepare and present written messages with a specific intent.
5. Negotiate and present technical material using audiovisual materials.

NOTE:

The examiner shall set one question from each unit. Each question will have three sub parts. The students will attempt any two sub-parts of a question. All questions carry equal marks. The question paper will be a balanced combination of numerical/ conceptual/analytical/ theoretical questions.

UNIT-I

Fundamentals of Communication: Definitions, Need of communication, importance, forms of communication, process of communication, channels, barriers and strategies to overcome barriers of communication.

Listening : Definition, Importance, Benefits, barriers, approaches, be a better listener, exercises and cases.

UNIT-II

Advance Communication: Art of communication, Key elements of Interpersonal Communication, Principles of Interpersonal Communication, tone of voice, facial expressions, gestures and body language. Communication and introduction with unknown person. Cell Phone/ Telephone Etiquettes: The Do's and Don'ts.

UNIT-III

Group Discussions: Definitions, importance, process, points to be borne in mind while participating, Dos and Don'ts.

Interview: Types of Interviews, Points to be borne in mind as an interviewer or an Interviewee, self introduction, commonly asked questions, Dos and Don'ts.

UNIT-IV

Transactional Analysis: Transactional analysis, Johari Window, FIRO-B Written Communication: Cover letter, Report writing, Documentation, business correspondence, preparation of manuals and project reports, Drafting emails. Minutes of meeting, Notices and Circulars, Resumes. Writing formal letters, Memos, Create a questionnaire.

UNIT-V

Negotiation Skill: Basic principles, Building understanding, process of negotiation, essentials of negotiations. Contemporary Communication Styles, Technology enabled communication: Power point presentation. Do's and Don'ts of Power point presentation. Other types of Multimedia presentation.

NOTE: Class Assignments: Making Resumes. Writing formal letters, Memos. drafting emails, notices, Create a questionnaire, and meet new people they never met and know about them.


TEXT BOOKS :

1. Chturvedi, P.D. and Chaturvedi Mukesh (2004), "Business Communication" Pearson Education, Singapore Pvt. Ltd.
2. Communication- KK Sinha
3. Organizational Behavior – Fred Luthans
4. Organizational Behavior – Stephen Robbins

REFERENCE BOOKS :

1. Business Communication by ICMR, Feb 2001.
2. Toropov Brandon (2000), "Last Minute Interview Tips", Jaico publishing House, Mumbai.
3. Heller Robert (1998), "Essential DK Managers: Communication Clearly", Dorling Kindersley, London.




4/5/19







BCA-307: PRACTICAL (DATA STRUCTURE USING C)

Max. Marks: 25

Min. Marks: 09

1. Store records of 100 students using array.
2. Representation of upper triangular and lower triangular sparse matrix in linear array.
3. Push and pop operation on stack using array.
4. Insertion and deletion operation on queue using array.
5. Insertion and deletion operation on circular queue using array.
6. Program for Linear search.
7. Program for Binary search.
8. Program for exchanging the value of variables using pointers.
9. Linked List creation, insertion and deletion.
10. Count no. of elements in linked list.
11. Sort a Linked List.
12. Push and pop operation on stack using linked list.
13. Insertion and deletion operation on queue using linked list.
14. Insertion and deletion operation on circular queue using linked list.
15. Doubly Linked List creation, insertion and deletion.
16. Creation of Binary search tree.
17. Insertion and deletion of Binary search tree.
18. Traversal of Binary search tree(inorder, preorder, postorder)
19. Complete program for Binary search tree.
20. Representation of polynomial in Linked List.
21. Program for Bubble sort.
22. Program for selection sort.
23. Program for Quick sort

BCA-308: PRACTICAL (OBJECT ORIENTED PROGRAMMING USING C++)

Max. Marks: 25

Min. Marks: 09

1. Write a program to illustrate the use of various stream classes of C++.
2. Write a program to find the largest, second largest and third largest in a given array.
3. Write a program to find the GCD and LCM of two no's.
4. Write a program to read a $n \times m$ matrix and find
 - a. The average of each row.
 - b. The average of each column.
 - c. The average of $m \times n$ matrix.
5. Write a program to print the boundary element of matrix.
6. Write a program to print the diagonal elements of matrix.
7. Write a program to illustrate the use of structure and union.
8. Write a function which accept object as a parameter and returns object.
9. Write a program to overload ++ operator to increment age of person by one month.
10. Write a program to overload + operator to concatenate two string.
11. Write a program to illustrate the use of scope resolution operator.
12. Write a program to find the square root using inline function.
13. Write a program to illustrate the use of friend function.
14. If a class D is derived from two base classes B1 and B2, then write these classes each containing zero argument constructors. Ensure while building an object of type D firstly the constructor of B2 should get called followed by that of B1. Also provide destructor in each.
15. Write a program to overload two operator > and - as follow.
Let t1, t2 and t3 be three object of time class.
If (t1>t2)
 t3=t1-t2;
else
 t3=t2-t1;
16. Create a class called Employee that includes three pieces of information as instance variables - a first name (type String), a last name (type String) and a monthly salary (double)
 - a. Create a constructor in above class to initialize the three instance variables. Provide a get method for each instance variable.
 - b. Create two employee objects and display each object's yearly salary.
 - c. Give each employee a 10% raise and display each Employee's yearly salary again.
17. Write C++ program to create five object of book, get information of book using getData() function including name, price, publication and author. Write search() function to search a specified book, if book is available return the complete information of book and print the information of book using putdata() function.
18. Write an application to create a super class Employee with information first name & last name and methods getFirstName(), getLastName(). Derive the sub-classes

- ContractEmployee and RegularEmployee with the information about department, designation & method displayFullName() , getDepartment, getDesignation() to print the salary and to set department name & designation of the corresponding sub-class objects respectively.
19. Create an abstract class Shape which calculate the area and volume of 2-d and 3-d shapes with methods getArea and getVolume. Reuse this class to calculate the area and volume of square ,circle ,cube and sphere.
 20. Write a C++ program in which you are overloading all arithmetic operators.
 21. Write a program that accepts two values either integer or double. Design functions that understand the input, add them and provide the correct output.
 22. Create a base class that contains a function display(), displaying "I am in base" . Function with same name display() is in derived class ,displaying "I am in derive".
 23. Write a function template for finding the minimum value contained in an array.
 24. Create a base class called shape. Use this class to store two double type values that could be used to compute the area of figures. Derive two specific classes called triangle and rectangle from the base shape. Add to base class, a member function get_data() to initialize base class data members and another member functions display_area() to compute and display the area of figures. Mark the display_area() as a virtual function and redefine this function in the derived class to suit their requirements (Use pure virtual function)

Sandesh
4/5/19

Arntali

Smb

Arntali

BCA- 309: PRACTICAL (UNIX OPERATING SYSTEM)

Max. Marks: 25

Min. Marks: 09

1. Demonstrate the following commands:

- a) ls
- b) pwd
- c) who, who am i
- d) cat
- e) mkdir, cd, rmdir
- f) cp, mv, rm
- g) chmod with its options
- h) cal, date, who, tty, lp, stty.

2. Basic Operations

- a) Connecting to the system
- b) Disconnecting from the system
- c) Text and graphic mode
- d) Changing your password
- e) Navigating through the file system
- f) Determining file type
- g) Looking at text files
- h) Finding help
- i) List the different types of file comparisons command.

3. Demonstrate following commands: -

- a) file
- b) less
- c) more

4. Demonstrate the following commands

- a) head
- b) tail
- c) wc
- d) cut
- e) paste
- f) sort

5. Demonstrate the following commands

- a) unique
- b) grep
- c) fgrep
- d) tee

6. List the different types of Mathematical and string operators in UNIX.

7. Demonstrate the mail command with an example.

8. Write shell script to generate following output

- a. Hello Everybody !!!
My Home directory is _____
Current date and time is _____

- b. Use cut command to find date and time
Today's date is _____
Current time is _____

- c. Use set command to find date and time
Today's date is _____
Current time is _____

9. Write shell script that accepts your name and displays the following result

Hi <your name>
Your host name is _____
Your shell's name is _____

10. Shell programming of bourne shell including if, for, while, case and shift statement.

- a) Write a shell script to find maximum of two numbers.
- b) Write a shell script to find maximum of three numbers.
- c) Write a shell script to find the sum of first N natural numbers.
- d) Write a shell script to read n numbers from the user and display its sum.
- e) Write a shell script sum.sh that takes an unspecified number of command line arguments (up to 9) of integers and finds their sum. Modify the code to add a number to the sum only if the number is greater than 10.
- f) Write a shell script to read 10 numbers from the user and to find the sum and Average of the numbers.
- g) Write a shell script for swapping two numbers (using only two variables).
- h) Write a shell script of make a calculator using case that accepts two numbers and an operator through command line and performs addition, subtraction, multiplication and division.
- i) Write a shell script that accepts file names as arguments (that are present in current directory only). Check if the file is available and is an ordinary file. Make the files executable for the user using chmod command.

Handwritten signatures and dates:
Sandeep 11/5/19
Amitah
Smb
Rajesh/60

**BCA-401: COMPUTER ORIENTED NUMERICAL METHODS
(USING "C" LANGUAGE)**

Max.Marks:50

Min.Marks:17

COURSE OBJECTIVES: The course aims to provide conceptual understanding of various numerical methods and to develop the understanding of implementing numerical methods in C programming language. The application of these numerical methods shall also be introduced.

COURSE OUTCOMES

On completion of the course students will be able to

1. Compute solution of algebraic and transcendental equation by numerical methods like Bisection method and Newton Raphson method.
2. Understand the pitfalls of Gauss Elimination Method and Solve a Linear System of equation using Gauss Jordan and Gauss Seidel method.
3. Familiarize with finite precision computation.
4. Familiarize with numerical solutions of nonlinear equations in a single variable.
5. Implement numerical methods in programming language.

NOTE:

The examiner shall set one question from each unit. Each question will have three sub parts. The students will attempt any two sub-parts of a question. All questions carry equal marks. The question paper will be a balanced combination of numerical/ conceptual/analytical/ theoretical questions.

UNIT- I

Numerical Computations, Computer Arithmetic: Floating Point Number Operations, Normalization and their consequences. Iterative Methods: Bisection Methods, False Position Methods, Newton Raphson Method, Secant Method, Graffes Root Squaring Method, Convergence of Solution

UNIT- II

Simultaneous Liner Equation: Solution of Simultaneous Liner Equation – Gauss Elimination Method, Gauss – Seidal Method, Gauss – Jordan Elimination Method, Triangularization Method & Pivoting Condensation, III Conditioned Equation & Refinement of solution
Curve Fitting: Curve Fitting Method, Least Curve Fitting, Non-Linear Curve Fitting.

UNIT- III

Difference Operators and Interpolation: - Definition of Forward, Backward, Shifting, Divided, Difference Central and Averaging Operators and their Relationships. Newton's Forward Interpolation Formula, Newton's backward Interpolation Formula Newton's divided Interpolation Formula. Lagrange's Interpolation Formula.

UNIT- IV

Numerical Differentiation: Numerical Differentiation using Newton's Forward Interpolation Formula, Newton's Backward Interpolation Formula Newton's divided Interpolation Formula.
Numerical Integration: General Quadrature Formula, Newton- Cote's Formula, Trapezoidal Rule, Simpson's one Third Rule, Simpson's Three Eight Rule.

UNIT- V

Numerical Solutions of Ordinary Differential Equations: Euler's Method, Euler's Modified Method, Taylor's Series Method, Picard's Method, Runge Kutta Second Order and Fourth order Method.

TEXT BOOK:

V. Rajaraman, Computer Oriented Numerical Methods, Prentice Hall, India.

REFERENCE BOOKS:

1. S. S. Sastry, Introductory Methods of Numerical Analysis.

[Handwritten signature]

Somb

[Handwritten mark]

*Sundil
4/5/19*

Qantali

BCA-402: SOFTWARE ENGINEERING

Max. Marks: 40

Min. Marks: 13

COURSE OBJECTIVES:

The course objectives are to :

- Acquire knowledge of basic Software Engineering methods and practices, and their appropriate application.
- Describe software engineering layered technology and Process frame work.
- Develop general understanding of software process models.
- Understand of software requirements and the SRS documents.
- Understand different software architectural styles.
- Understand implementation issues such as modularity and coding standards.
- Understanding of approaches to verification and validation and software testing approaches.
- Conceptualize quality issues and software evolution.

COURSE OUTCOMES:

On completion of the course students will be able to

1. Gain basic knowledge and understanding of the analysis and design of complex systems.
2. Develop ability to apply software engineering principles and techniques.
3. Develop ability to develop, maintain and evaluate large-scale software systems.
4. Produce efficient, reliable, robust and cost-effective software solutions.
5. Manage time, processes and resources effectively
6. Apply software testing and quality assurance techniques at the module level, and understand these techniques at the system and organization level.
7. Understand common lifecycle processes
8. Prepare technical documentations and make presentations on various aspects of a software development project.

NOTE:

The examiner shall set one question from each unit. Each question will have three sub parts. The students will attempt any two sub-parts of a question. All questions carry equal marks. The question paper will be a balanced combination of numerical/ conceptual/analytical/ theoretical questions.

UNIT- I

System concepts and Information system environment:

The system concept, characteristics of system, elements of system, The System Development Life Cycle, various information gathering tools, feasibility study, tools of system analysis, various methods of process design, form design methodologies.

UNIT- II

Software Process, Product and Project:

The Product: Software, Software Myths, The process: Software Engineering: A Layered Technology, Software Process Models, The Linear Sequential Model, The Prototyping Model, The RAD Model, Evolutionary Software Process Models, Component-Based Development, Fourth Generation Techniques, Software process and Project Metrics, Software measurement

UNIT- III

Software Project Planning and Design:

Software Project Planning: Project planning objectives, Decomposition Techniques, Cost Estimation, Empirical estimation models, The Make/Buy Decision.,

Software Design: Design Principles, Cohesion & Coupling, Design notation and specification, structure design methodology.

UNIT- IV

Software Quality Assurance and Testing:

Software Quality Assurance: Quality Concepts, Software Quality Assurance, Software Reviews, Formal Technical Reviews, Formal Approaches to SQA, Software Reliability, Mistake Proofing for Software, Testing Strategies: A strategic approach of software testing, White Box Testing, Black Box testing Techniques, strategic issues, unit testing, integration testing, validation testing, system testing, the art of debugging.

UNIT- V

Advanced Topics:

MIS & DSS: Introduction to MIS, long range planning, development and implementation of an MIS, applications of MIS in manufacturing sector and in-service sector. Decision Support System concepts, types of DSS.


TEXT BOOKS

1. R. S. Pressman, "Software Engineering – A practitioner's approach", 6th ed., McGraw Hill Int. Ed., 2002.

REFERENCE BOOKS

1. Pankaj Jalote "Software Engg" Narosa Publications.
2. Ian Sommerville: Software Engineering 6/e (Addison-Wesley)
3. Richard Fairley: Software Engineering Concepts (TMH)
4. Elis Awad, "System Analysis & Design", Galgotia publications
5. W.S. Jawadekar: Management Information Systems, TMH Publication, India
6. Hoffer "Modern System Analysis & Design" 3e, Pearson Edition




Sandeep
4/5/19


Amitahi


Smb


Rajesh

BCA-403: DATABASE MANAGEMENT SYSTEM

Max. Marks: 50

Min. Marks: 17

COURSE OBJECTIVES: The objective of the course is to present an introduction to database management systems with an emphasis on how to organize, maintain and retrieve information from a DBMS efficiently. Practical's related to DBMS shall be carried in SQL and PL/SQL and will help the students to develop projects related to databases.

COURSE OUTCOMES:

On completion of the course students will be able to

1. Develop a broad understanding of database concepts, database management system, major DBMS components and their function.
2. Design a model as per application's data requirements using conceptual modelling tools like ER diagrams and design database schemas based on the conceptual model.
3. List and explain the fundamental concepts of a relational database system and manipulate a database using SQL.
4. Develop Programming capability using PL/SQL including stored procedures, stored functions, cursors, packages.
5. Improve the database design by normalization.

NOTE:

The examiner shall set one question from each unit. Each question will have three sub parts. The students will attempt any two sub-parts of a question. All questions carry equal marks. The question paper will be a balanced combination of numerical/ conceptual/analytical/ theoretical questions.

UNIT-I

Purpose of database system, views of data, data models: relation, network, hierarchical, instances and schemas, data dictionary, types of database languages: -DDL, DML, DCL, TCL, structure of DBMS, advantages and disadvantages of DBMS, 3-level architecture proposal: - external, conceptual & internal levels. Database System architecture, level of abstraction, Database users and DBA, Classification of Database Management Systems, Components of database system, Traditional File Systems vs. Modern Database Systems, Introduction and applications of DBMS, Data Independence

UNIT-II

Entity relationship model as a tool of conceptual design: entities & entities set, relationship, relationship set & relationship types, attributes, role, participation and mapping constraints, keys, strong and weak entities, Advance ER Model Features: generalization, specialization & aggregation, reducing ER diagram to tables, Roles, Participation.

UNIT-III

Fundamentals of set theoretical notations: relations, domains, attributes, tuples, concept of keys: primary key, super key, alternate key, candidate key, foreign key, fundamentals of integrity rules: entity & referential integrity, extension and intention, relational algebra: select, project, Cartesian product, Evaluation of SQL, Between clause, Distinct Clause, Order by

Clause, Group by Clause, SQL Functions, Sub queries, Handling null value, Aggregate functions, set operations, Different types of Joins, View.

UNIT-IV

PL/SQL Programming using Oracle, Oracle Data types, Looping and Decision Making, Working with Stored Procedure, Trigger, Cursor.

Relational Database design, Features of good relational database design, Codd's Rule, Integrity constraints.

UNIT-V

Functional Dependencies, Good & Bad Decomposition and Anomalies as a database: A consequences of bad design, Universal relation, Normalization: 1NF, 2NF, 3NF & BCNF normal forms, multivalued dependency, join dependency, 4NF, 5NF.

TEXT BOOK-

1. Database System Concepts by Henry Korth and A. Silberschatz.

REFERENCE BOOKS-

1. An Introduction to Database System by Bipin Desai
2. Simplified approach to DBMS, Prateek Bhatia, Gurvinder Singh, Kalyani Publication
3. Database Management System by SeemaKedar, Technical Publication

Soni

Chaitali

4

Sandip
9/5/19

Chaitali

BCA- 404: PROGRAMMING WITH JAVA

Max Marks: 50

Min Marks: 17

COURSE OBJECTIVES: The subject introduces the fundamental concepts of Java programming. The students will be familiarized with the features of Java like platform independence, robustness etc. The course covers the concepts of class, objects, constructors, super class, overloading, overriding, packages and interfaces. The topic of database connectivity will be helpful to develop complete software solutions in Java.

COURSE OUTCOMES:

On completion of the course students will be able to

1. Develop an understanding of the features of Java programming language and its application.
2. Implement the control structures in Java using programs.
3. Understand the concepts of classes and objects, access modifiers, constructors and destructors, inheritance, overloading and overriding by implementing programs.
4. Understand about the packages and interfaces, exception handling, threading in Java, and Java I/O package by implementing through programs.
5. Handle strings in Java, various utility classes through Java util package, and database connectivity by programs.

NOTE:

The examiner shall set one question from each unit. Each question will have three sub parts. The students will attempt any two sub-parts of a question. All questions carry equal marks. The question paper will be a balanced combination of numerical/ conceptual/analytical/ theoretical questions.

UNIT I


Java features like Platform independent, architecture neutral, robust etc, Java Virtual machine concept, Introduction to class in java and methods, Primitive data types, operators, reserve words, local variables, examples and exercises.

UNIT II

Control statements: selection statements, Iteration statements, jump statements. String class, StringBuffer class, Math library, Arrays.

UNIT III

Definitions and naming conventions classes and class members, instance fields and methods, access modifiers: public, private, protected, final, static, abstract, volatile and transient, Initialization by constructor, Initialization by Default constructor, Multiple Definition of constructors, creation of objects, access modifiers, Inheritance, Super class, Sub class, Method overloading, Method overriding.


Sandy
4/5/19

Daitahi

Somb



UNIT IV

Packages and Interfaces: defining package, finding packages and CLASSPATH, Access protection, importing packages, Exception Handling: fundamentals, exception types, try, catch and finally, throw, throws, creating own exception, exception by overriding, Thread, Multithreading example, synchronization, Java IO package, InputStream, OutputStream, File handling.

UNIT V

String Handling in java, Special string operators, String handling methods, Classes of java lang package, Java. util package and classes: Calendar, Date, ArrayList, Vector class, Taking input from user by Scanner class. Database connectivity: Types of driver, connecting database, crating table and running queries for insert, delete, update and selecting data and showing them to user. Examples and Exercises.

Practical Note: As per the syllabus and under guidance of respective faculty every student has to perform minimum 25 lab. exercises covering all units with equal weightage.

TEXT BOOK

1. Complete Reference (Java 2) – Herbert Schildt - Tata McGraw Hill, New Delhi.
2. Programming with Java E. Balaguruswamy Tata McGraw Hill, New Delhi, 2nd edition 2002.

REFERENCE BOOKS:

1. Joseph O'Neil, Teach yourself java, Tata McGraw Hill, New Delhi, 2001.
2. Java script: Don Gosselin, Thomson Learning (Vikas Publication)
3. Java in a Nut Shell – Flanagan – Orielly Publication



Sandil
21/5/19

Daitahi

Smb



BCA-405: ENVIRONMENTAL AWARENESS AND GREEN COMPUTING

Max. Marks: 40

Min. Marks: 13

COURSE OBJECTIVES:

The course objectives are to :

- Study the concepts related to Environmental Awareness, Green IT, Green devices and hardware.
- Manage the green IT and various laws, standards, protocols along with outlook of green IT.
- Understand the concept of green IT and relate it to sustainable development.
- Apply the green computing practices to save energy.
- Discuss how the choice of hardware and software can facilitate a more sustainable operation
- Use methods and tools to measure energy consumption

COURSE OUTCOMES:

On completion of the course students will be able to understand

1. Green IT with its different dimensions and Strategies.
2. Green devices and hardware along with its green software methodologies.
3. Various green enterprise activities, functions and their role with IT.
4. The concepts of how to manage the green IT with necessary components.
5. Various laws, standards and protocols for regulating green IT.
6. Identify the various key sustainability and green IT trends.

NOTE:

The examiner shall set one question from each unit. Each question will have three sub parts. The students will attempt any two sub-parts of a question. All questions carry equal marks. The question paper will be a balanced combination of numerical/ conceptual/analytical/ theoretical questions.

UNIT - I

Study of Environment and ecology & Environmental Pollution:

Definition and Importance, Public participation and Public awareness., Air, water, noise, heat and nuclear pollution- Definition, Causes, effect and prevention of pollution, Disaster management – Flood, Earthquake, cyclones and landslides.

UNIT - II

Environment and social problems & Role of mankind in conserving natural resources:

Sustainable development- Introduction, Energy problems of cities, solar energy, biogas and wind energy, Water conservation – rain-water harvesting, Food resources – World food problem, Energy resources – increasing demand for energy, Role of information technology in protecting environment & health.

Sandhya
21/5/19

Arinika

Srini

Arinika

UNIT III

Fundamentals of Green IT

Green IT Fundamentals: Business, IT, and the Environment –Green computing: carbon foot Print -Measuring, Details, reasons to bother, Plan for the Future, Cost Savings: Hardware, Power.

UNIT IV

Green Assets and Power Problems

Green Assets: Buildings, Data Centers, Networks, and Devices, Green Information Systems : Design and Development Models, Monitoring Power Usage, Servers, Low-Cost Options, Reducing Power Use, Data De-Duplication, Low-Power Computers and peripheral devices.

UNIT V

Green Supply Chain & Green PC

Paper Reduction, Green Supply Chain, Reduce PCs and Servers, Shared Services, Hardware Costs, Cooling. Green Grid Framework, Virtualizing of IT systems, Materials recycling, Best ways for Green PC, Green Data center Case Studies

Reference Books

1. Text Book for Environmental Studies – University Grants Commission, New Delhi & Bharati Vidyapeeth institute of Environment Education and Research, Pune
2. Woody Leonhard, Katherrine Murray, “Green Home Computing for Dummies”, August2009, ISBN: 978-0-470-46745-9
3. Alvin Galea, Michael Schaefer, Mike Ebbers, “Green Data Center: Steps for the Journey”

Sandil
4/5/19

Bairali

Somb

Karthik

BCA-406: ENTREPRENEURSHIP

Max. Marks: 20

Min. Marks: 07

COURSE OBJECTIVES:

The course objectives are to:

- Understand basic concepts in the area of entrepreneurship,
- Understand the role and importance of entrepreneurship for economic development,
- Develop personal creativity and entrepreneurial initiative, adopting of the key steps in the elaboration of business idea,
- Understand the stages of the entrepreneurial process and the resources needed for the successful development of entrepreneurial ventures.

COURSE OUTCOMES:

On completion of the course students will be able to

1. Define basic terms, interpret their own business plan.
2. Identify the elements of success of entrepreneurial ventures.
3. Evaluate the effectiveness of different entrepreneurial strategies.
4. Consider the legal and financial conditions for starting a business venture.
5. Specify the basic performance indicators of entrepreneurial activity.
explain the importance of marketing and management in small businesses venture.
6. Analyze the business environment in order to identify business opportunities.

NOTE:

The examiner shall set one question from each unit. Each question will have three sub parts. The students will attempt any two sub-parts of a question. All questions carry equal marks. The question paper will be a balanced combination of numerical/ conceptual/analytical/ theoretical questions.

UNIT-I

Concepts of Entrepreneurship Development Evolution of the concept of Entrepreneur, Entrepreneur Vs. Intrapreneur, Entrepreneur Vs. Entrepreneurship, Entrepreneur Vs. Manager, Attributes and Characteristics of a successful Entrepreneur, Role of Entrepreneur in Indian economy and developing economies with reference to Self-Employment Development, Entrepreneurial Culture, Women Entrepreneurs.

UNIT- II

Creating Entrepreneurial Venture, Business Planning Process, Environmental Analysis – Search and Scanning, Identifying problems and opportunities, Sources of Business Idea, idea generation- role of creativity & innovation and business research,

UNIT- III

Technical, Financial, Marketing, Personnel and Management Feasibility, Estimating and Financing funds requirement - Schemes offered by various commercial banks and financial institutions, Venture Capital Funding.

S

Sandhya
15/11/19

Amitah

Smb

Rajkumar

UNIT-IV

Managerial roles and functions in a small business. Designing and redesigning, business processes, location, layout, operations planning & control.

UNIT- V

Role of Central Government and State Government in promoting Entrepreneurship – Introduction to various incentives, subsidies and grants. Role of following agencies in the Entrepreneurship Development - District Industries Centres (DIC), Small Industries Service Institute (SISI), Entrepreneurship Development Institute of India (EDII), National Institute of Entrepreneurship & Small Business Development (NIESBUD), National Entrepreneurship Development Board (NEDB), MSME.

Text Books:

1. R.V. Badi, N. V. Badi, Entrepreneurship, 2nd edition, Vrinda publications.

[Handwritten signature]

[Handwritten signature]

[Handwritten signature]

[Handwritten signature]
4/5/19

[Handwritten mark]

**BCA-407: PRACTICAL ((COMPUTER ORIENTED NUMERICAL METHODS)
(USING "C" LANGUAGE))**

Max. Marks :25

Min. Marks: 09

Problems/ Programs related to iterative method

- Zeros of a single transcendental equation.
- Zeros of polynomials using bisection.
- False Position.
- Convergence of solution.

Problems/ Programs related to

- Simultaneous liner equation using Gauss Elimination Method.
- Solution of Simultaneous liner equation – Gauss Elimination Method.
- Solution related to pivoting.
- III Conditioned equations and refinement of solution.
- Gauss –Seidal iterative method

Problems/ Programs related to

- Numerical differentiation and integration.
- Solution of Differential equations; Runge- Kutta method

Problems/ Programs related to

- Interpolation and Approximation: Polynomial interpolation.
- Newton
- Lagrange.
- Approximation of function by Taylor series.

UNIT I:

1. Write a program to convert floating point number into normalized floating point number.
2. Write a program to add two floating point number and convert into normalized floating point number.
3. Write a program to subtract floating point number and convert into normalized floating point number.
4. Write a program to multiply two floating point number and convert into normalized floating point number.
5. Write a program to divide two floating point number and convert into normalized floating point number.
6. Write a program to solve real root of the equation using Bisection Method.
7. Write a program to solve real root of the equation using Regular Falsi Position Method.
8. Write a program to solve real root of the equation using Secants Method.
9. Write a program to solve real root of the equation using Newton Raphson's Method.

UNIT II:

10. Write a program to solve simultaneous liner equation using Gauss Elimination Method.
11. Write a program to solve simultaneous liner equation using Gauss Elimination Method with pivoting.
12. Write a program to solve simultaneous liner equation using Gauss Jordan's Method.
13. Write a program to solve simultaneous liner equation using Jacobi's Method.
14. Write a program to solve simultaneous liner equation using Gauss Seidal Method.

Handwritten signature
21/5/19

Handwritten signature

Handwritten signature

Handwritten signature

15. Write a program for linear and non linear curve fitting:
 - a. Straight line
 - b. Second Degree Parabola
 - c. Exponential Curve
 - d. Geometric Curve

UNIT III:

16. Write a program for Newton's Forward Difference Formula.
17. Write a program for Newton's Backward Difference Formula.
18. Write a program for Newton's Divided Difference Formula.
19. Write a program for Lagrange's Interpolation Formula.

UNIT IV & UNIT V

20. Write a program for evaluation of integral by Trapezoidal's Rule.
21. Write a program for evaluation of integral by Simpson's 1/3 Rule.
22. Write a program for evaluation of integral by Simpson's 3/8 Rule.
23. Write a program for Euler's Method.
24. Write a program for Runge Kutta Second Order Method.
25. Write a program for Runge Kutta Fourth Order Method.

Rathankar

Sms

(Signature)

Sunday 4/11/19

Baital

BCA-408: PRACTICAL (DATABASE MANAGEMENT SYSTEM)

Max. Marks :25

Min. Marks: 09

1. Create the following Databases.

Salesmen

SNUM	SNAME	CITY	COMMISSION
1001	Piyush	London	12 %
1002	Sejal	Surat	13 %
1004	Miti	London	11 %
1007	Rajesh	Baroda	15 %
1003	Anand	New Delhi	10 %

Customers

CNUM	CNAME	CITY	RATING	SNUM
2001	Harsh	London	100	1001
2002	Gita	Rome	200	1003
2003	Lalit	Surat	200	1002
2004	Govind	Bombay	300	1002
2006	Chirag	London	100	1001
2008	Chinmay	Surat	300	1007
2007	Pratik	Rome	100	1004

Orders

ONUM	AMOUNT	ODATE	CNUM	SNUM
3001	18.69	10/03/97	2008	1007
3003	767.19	10/03/97	2001	1001
3002	1900.10	10/03/97	2007	1004
3005	5160.45	10/03/97	2003	1002
3006	1098.16	10/03/97	2008	1007
3009	1713.23	10/04/97	2002	1003
3007	75.75	10/04/97	2004	1002
3008	4723.00	10/05/97	2006	1001
3010	1309.95	10/06/97	2004	1002
3011	9891.88	10/06/97	2006	1001

Practical List - 1

Solve the following queries using above databases and where clause range searching and pattern matching.

1. Produce the order no, amount and date of all orders.
2. Give all the information about all the customers with salesman number 1001.
3. Display the following information in the order of city, sname, snum and commission.
4. List of rating followed by the name of each customer in Surat.
5. List of snum of all salesmen with orders in order table without any duplicates.
6. List of all orders for more than Rs. 1000.

Sandy
21/5/19

Devlata

Smb

A. K. Patil

7. List of names and cities of all salesmen in London with commission above 10%.
8. List all customers excluding those with rating ≤ 100 unless they are located in Rome.
9. List all orders for more than Rs.1000 except the orders of snum < 1006 of 10/03/97.
10. List all orders taken on October 3rd or 4th or 6th, 1997.
11. List all customers whose names begins with a letter 'C'.
12. List all customers whose names begins with letter 'A' to 'G'.
13. List all orders with zero or NULL amount.

Practical List - 2

Solve the following queries using above databases and group by clause.

1. Find out the largest orders of salesman 1002 and 1007.
2. Count all orders of October 3, 1997.
3. Calculate the total amount ordered.
4. Calculate the average amount ordered.
5. Count the no. of salesmen currently having orders.
6. Find the largest order taken by each salesman on each date.
7. Find the largest order taken by each salesman on 10/03/1997.
8. Count the no. of different non NULL cities in the Customer table.
9. Find out each customer's smallest order.
10. Find out the first customer in alphabetical order whose name begins with 'G'.
11. Count the no. of salesmen registering orders for each day.

Practical List - 3

Solve the following queries using above databases and formatted output and order by clause.

1. List all salesmen with their % of commission.
2. Display the no. of orders for each day in the descending order of the no. of orders in the following format. FOR dd-mon-yy, there are __ Orders.
3. Assume each salesperson has a 12% commission. Write a query on the order table that will produce the order number, salesman no and the amount of commission for that order.
4. Find the highest rating in each city in the form : For the city (city), the highest rating is:(rating)
5. List all in descending order of rating.
6. Calculate the total of orders for each day and place the result in descending order.

Practical List - 4

Solve the following queries using above databases and join.

1. Show the name of all customers with their salesman's name.
2. List all customers and salesmen who shared a same city.
3. List all orders with the names of their customer and salesman.
4. List all orders by the customers not located in the same city as their salesman.
5. List all customers serviced by salespeople with commission above 12%.
6. Calculate the amount of the salesman commission on each order by a customer with rating above 100.
7. Find all pairs of customers having the same rating with out duplication.
8. Company policy is to assign each salesperson three customers; one at each of the three ratings. Display all possible combination of such three customers.
9. List all customers located in cities where salesman Sejal has customers.
10. Find all pairs of customers served by a single salesman with the salesman's name and no.
11. List all salesmen who are living in the same city with out duplicate rows.
12. List all pairs of orders by a given customer with customer name.

(Handwritten mark)

Sandy
1/5/19

Baidah

Somb

(Handwritten signature)

13. Produce the name and city of all the customers with the same rating as Harsh.
14. Extract all orders of Miti.
15. Extract all orders of Baroda's salesmen.
16. Find all orders of the salesman who services 'Harsh'.
17. List all orders that are greater than the average of October 4, 1997.
18. Find the average commission of salesmen in London.

Practical List - 5

Solve the following queries using above databases and join and subquery.

1. Find all orders attributed to salesmen in 'London' using both the subquery and join methods.
2. List the commission of all salesmen serving customers in 'London'.
3. Find all customers whose cnum is 1000 above than the snum of Sejal.
4. Count the no. of customers with the rating above than the average of Surat'.
5. List all orders of the customer 'Chirag'.
6. Produce the name and rating of all customers who have above average orders.
7. Select the total amount in orders for each salesman for whom this total is greater than the amount of the largest order in the table.
8. Find all customers with orders on 3rd Oct., 1997 using correlated subquery.
9. List the name and number of all salesmen who has more than one customer.
10. Find all orders with amount atleast equal to the average amounts for their customers.
11. Calculate the total amount ordered on each day eliminating those days where the total amount was not atleast Rs. 2000 above the maximum amount of that day.
12. Using correlated subquery, find the name and number of all customers with rating equal to maximum for their city.
13. Select the name and number of all salesmen who have customers in their cities who they do not service.
14. Find the number of all the salesmen having multiple customers using EXIST.
15. Find the name, number and city of all the salesmen having multiple customers using EXIST.
16. Find the name and number of all the salesmen who serve only one customer.
17. Find all salesmen with more than one current order.
18. Display the customer information if and only if one or more of the customers in are located in 'Surat'.
19. Find all salesmen who have customers with more than one current order.
20. Find all salesmen who have customers with rating > 300 using EXIST and using join.
21. List all salesmen with customers located in their cities who are not assigned to them.
22. write a query to extract from the customers table every customer assigned to a salesman who currently has atleast one other customer with orders in the order table.
23. Find all salesmen with customers located in their cities using ANY and IN.
24. Find all salesmen for whom there are customers that follow them in alphabetical order.
25. Find all customers having rating greater than any customer in 'Rome'.
26. List all orders that has amount greater than atleast one of the orders from 6th October, 1997.
27. Find all orders with amounts smaller than any amount for a customer in 'London'.
28. Find all the customers who have greater rating than every customer in 'Rome'.
29. Select all customers whose rating doesn't match with any rating of customer of 'Surat'.
30. List all customers whose ratings are equal to or greater than ANY of 'Sejal'.
31. Find all salesmen who have no customers located in their city using ANY and ALL.
32. List all orders for amount greater than any for the customers in London.
33. Find all salesmen and customers located in London.
34. Find out which salesman produce largest and smallest orders on each date.

Sandy
4/5/19

Deviata

Smb

Abhinav

35. Find out which salesman produce largest and smallest orders on each date in the order of order number.
36. List salesman no, salesman name, cusotmer name & commission of salesman who have customers in their cities as well as those who don't have in which case the customer name should indicate 'NO MATCH'.

Practical List - 6

Solve the following queries using above databases and table from another table and set operation.

1. Create a union of two queries that shows the names, cities and ratings of all customers. Those with rating of ≥ 200 should display 'HIGH RATING' and those with < 200 should display 'LOW RATING'.
2. Produce the name and number of each salesman and each customer with more than one current order in the alphabetical order of names.
3. Create union of three queries. First select snum of all salesman in Surat, second, the cnum of all customers in 'Surat' and third, the onum of all orders of 3rd Oct. Retain duplicates between the last two queries but remove the duplicates between either of them and the first.
4. Insert a row into salesmen table with the values snum is 1005, salesman name is Rakesh, city is unknown and commission is 14%.
5. Insert a row in to customer table with values London, Pratik and 2005 for the columns city, name and number.
6. Create another table London staff having same structure as salesmen table.
7. Insert all the rows of salesmen table with city London in to London staff table.
8. Create another table Day totals with two attributes date and total and insert rows into this table from order table.
9. Create a duplicate of the salesmen table with a name Multi cust. Now delete all the rows from the salesmen table.
10. Get back all the rows of salesmen table from its duplicate table.

Practical List - 7

Solve the following queries using above databases and delete and update.

1. Remove all orders from customer Chirag from the orders table.
2. set the ratings of all the customers of Piyush to 400.
3. Increase the rating of all customers in Rome by 100.
4. Salesman Sejal has left the company. Assign her customers to Miti.
5. Salesman Miti has resigned. Reassign her number to a new salesman Gopal whose city is Bombay and commission is 10%.
6. Double the commission of all salesmen of London.
7. Set ratings for all customers in London to NULL.
8. Suppose we have a table called SalesManager with the same definition as Salesmen table. Company decides to promot salesmen having total order more than 5000 to SalesManager. Fill up the SalesManager table.
9. Assume that we have a table called smcity. Store the information of all salesmen with the customers in their home cities into smcity.
10. Create a table Bonous that contains datewise maximum amount of order for all salesmen.
11. Create a table Mltcust containing the salesmen with more than one customer.
12. New Delhi office has closed. Remove all customers assigned to salesmen in New Delhi.
13. Delete all salesmen who have at least one customer with a rating of 100 from salesmen table.
14. Delete all salesmen who don't have any customer with a rating of 100 from salesmen table.
15. Delete the salesmen who produce the lowest order for each day.

Sundel
4/15/19

Baitati

Somb

Gopal

16. Delete the salesmen who produce the lowest order for each day unless he has a commission > 12%.
17. Increase the commission of all salesmen by 2% who have been assigned at least two customers.
18. Find the smallest order for each day. Reduce the commission of all salesmen by 2% who produce this order.
19. Delete all customers with no current orders.
20. Double the rating of all customers having more than one current order.
21. Write a command to find out the orders by date.

Practical List - 8

Solve the following queries using above databases and alter table and table constraints..

1. How the onum field is forced to be an unique?
2. Create an index to permit each salesman to find out his orders by date quickly.
3. Write a command to enforce that each salesman is to have only one customer of a given rating.
4. Write a command to add the item-name column to the order table.
5. Create a copy of your order table. Drop the original order table.
6. Write a command to create the order table so that all onum values as well as all combinations of cnum and snum are different from one another and so that NULL values are excluded from the date field.
7. Write a command to create the salesmen table so that the default commission is 10% with no NULLs permitted, snum is the primary key and all names contain alphabetical only.
8. Write a command to create the order table making sure that the onum is greater than cnum and cnum is greater than the snum. Allow NULL in any of these fields.
9. Give the commands to create our sample tables (salesmen, customer, orders) with all the necessary constraints like PRIMARY KEY, NOT NULL , UNIQUE, FOREIGN KEY.

Practical List - 9

Solve the following queries using above databases and view.

1. Create a view called Bigorders which stores all orders larger than Rs. 4000.
2. Create a view Ratecount that gives the count of no. of customers at each rating.
3. Create a view that shows all the customers who have the highest ratings.
4. Create a view that shows all the number of salesmen in each city.
5. Create a view that shows the average and total orders for each salesman after his name and number.
6. Create a view that shows all the salesmen with multiple customers.
7. Create a view that shows all the salesmen with multiple customers with rating > 200.
8. Create a view to keep track of the total no of customers ordering, no of salesmen taking orders, the no of orders, the average amount ordered, and the total amount ordered for each day.
9. Create a view Showname that shows for each order the order no, amount, salesman name and the customer name.
10. List all orders of salesman 'Rajesh' using Showname View along with his commission.
11. Create a view Maxsales to store the name and number of salesman, along with the date, who have the highest order on any given date.
12. Using above view, find out the name and number of salesman who have the highest order at least two times. Store the result in another view.
13. create a view Same city that shows the no and name and city of the customers along with the city of the salesman serving them.

Sandy
119

Dantali

Smb

Rajesh

14. Create a view Commission of salesmen table to include only snum and commission field so that through this view someone can enter or change the commission but only to values between 10% and 20%.
15. Assume that the CURDATE is a constant representing current date.
Give a command to create orders table with CURDATE as a defaultodate.
16. List all salesmen in London who had atleast one customer located there as well.
17. List all salesmen in London who didn't have any customer there.
18. Develop an input form in SQL Forms to enter the students marks in order to prepare marksheet of student result.
19. Develop an application to maintain payroll of employees in an organization. Use SQL Forms for data entry

Practical List - 10

Solve the following using PL/SQL Block , cursors , Procedure , Function , Trigger

1. Write a PL/SQL block to display whether the given number is odd or even.
2. Write a PL/SQL block to display LJIET 10 times using for loop
3. Write a PL/SQL block using cursor to update salary of a given programmer by 25%.
4. Write a PL/SQL block to display addition of all the numbers in the given range
5. Write a PL/SQL block to display the detail about given employee from EMP table
6. Write a PL/SQL block to find the salary of a given employee and raise his salary by 20%.
7. Write a PL/SQL procedure to print the following output.

* * *
* *
*

8. Create a cursor emp_cur,fetch record from emp table and check whether sal>10000 then update Grade = 'A' else if sal = > 5000 and sal<= 10000 then update Grade = 'B'
9. Write a PL/SQL procedure to find the table structure of a given number
10. Write a function on programmer table to calculate number of female programmer
11. Write a function on programmer table to return total number of programmers having knowledge of specified language
12. Write a function on programmer table to return age of specified person.
13. Write a function on software table to calculate selling cost of all software of a specified person
14. Write a function on studies table to return course fee of a specified course.
15. Write a function on studies and programmer table to return number of months required to overcome the course fee he/she has studied
16. Write a PL/SQL block with cursor ,showing the use of SQL%FOUND attribute
17. Write a PL/SQL block with cursor ,showing the use of SQL% ROWCOUNT attribute
18. Write a PL/SQL block with cursor ,showing the use of SQL% ISOPEN attribute
19. Create trigger on Supplier Detail on update or insert of Sname to convert Sname into capital letter
20. Create trigger on Supplier Detail on update or insert of Scity to convert first letter of scity into capital letter.

Sandil *Qantab*

Smob *Asif*

BCA - 409: PRACTICAL (PROGRAMMING WITH JAVA)

Max.Marks:25

Min. Marks: 09

1. WAP to print hello world.
2. WAP to demonstrate use of operators like +, -, *, / with integer and string.
3. WAP to find largest of three numbers (using ternary operator).
4. WAP to calculate area of a circle.
5. WAP to find largest of two numbers (using if)
6. WAP to find largest of two numbers (using ternary operator).
7. WAP to find largest of three numbers (using if).
8. WAP to generate Fibonacci series.
9. WAP to find factorial of a number.
10. WAP to use for loop to print pattern like
1
1 2
1 2 3
1 2 3 4
11. WAP to print pattern like this
1
2 3
4 5 6
7 8 9 10
12. WAP to print prime number series using while loop.
13. WAP to reverse digit of a number.
14. WAP to sum digit of a number.
15. WAP to print Pythagoras triplet between 1 to n.
16. WAP to generate random number.
17. WAP to calculate sum of digits of two different numbers. Find the maximum of the sum.
Use only one loop for the process.
18. WAP to create an array of characters and reverse all of them.
19. WAP to find sum of array elements.
20. WAP to find out the number of vowels and consonants in a sequence of character string.
21. WAP to print maximum element from the array.
22. WAP to find out second maximum and second minimum from the list.
23. WAP for linear search.
24. WAP for binary search.
25. WAP to perform bubble sort on array.
26. WAP to perform insertion sort on array.
27. WAP to search a string within another string.
28. WAP to reverse the string.
29. WAP to reverse each word in a sentence
30. WAP to replace each small letter with the help of capital letter after every white space.
31. WAP to accept a sentence and break it into an array of strings at each white space.
32. WAP to demonstrate function overloading in a class.

Sandef
11/11/19

Dantahi

Smiti

Not Rankes

33. WAP to demonstrate function overloading in parent and child class.
34. WAP to demonstrate function overriding.
35. WAP to find factorial of a number using recursion.
36. WAP to initialize variable by constructor chaining.
37. WAP to show use of final class.
38. WAP to show use of abstract class with the help of inheritance.
39. WAP to show use of static class and static method.
40. WAP to initialize private member of parent class by super keyword.
41. WAP to initialize private member of parent class by child class.
42. WAP to show overriding of static method.
43. WAP to create calculator method sum, subtract, divide and multiply for abstract class and inheritance.
44. WAP to create a static method which will return object of the class.
45. WAP to create an interface shape which will have different overloaded method for calculating area and child class implement all of them.
46. WAP to create an interface interest and child class must override two methods one for simple interest and another for compound.
47. WAP in which user will create own exception for any number which is less than 0 and greater than 100.
48. WAP in which user will enter his name and an exception will be thrown if length of name is less than 7 or greater than 18.
49. WAP to multiply two matrices and if c1 is not equal to r2 then exception must be thrown stating error message.
50. WAP in which one thread will print even number and another thread will print odd number. After every 5 even numbers, 5 odd numbers will be printed and after 5 odd numbers, 5 even numbers will be printed.
51. WAP in which one thread will take user input and another thread will perform the whether given number is prime or not.
52. WAP in which one thread will take input from user to generate the number and another number will generate the Fibonacci series. After series is printed till limit, user will be ask again for input or exit
53. WAP which demonstrate synchronized block and methods
54. WAP which will take user input like his id, name, address and phone number after that all these detail will be saved on file.
55. WAP which will take user id from the user, search the file for details and then print the details.
56. WAP which will take user name and count the number of users having same name.



Sandip
4/5/19

Dantah

Sandip

